

MARKET TREND FORECAST

	Negative	Neutral	Positive
Day 15/4/2024			●
Week 15/4-19/4/2024			●
Month 04/2024	●		

STOCK MARKET

VN-Index today increased more than 18 points, ending the session at 1,276.60 points. Market breadth tilted to the positive side with 17/18 sectors increasing, of which the Tourism and Entertainment led the increase, followed by Banking, Personal & Household Goods, Oil and Gas,... Regarding transportation foreign investors, today they were net sellers on the HSX and net buyers on the HNX. In the coming trading sessions, VN-Index may continue to recover back to the 1,280 - 1,300 range, however the cash flow in the market is still very weak, posing the risk of strong shaking.

FUTURES CONTRACTS

Futures contracts all increased according to the movement of VN30.

COVERED WARRANTS

During the trading session on April 12, 2024, warrants fluctuated according to the recovery of the underlying stocks.

HIGHLIGHT

- VN-Index **+18.40** points, closing at **1276.6** points. HNX-Index **+2.27** points, closing at **241.34** points.
- Pulling the index up: **CTG (+3.03)**, **TCB (+2.05)**, **MBB (+1.19)**, **VJC (+0.83)**, **LPB (+0.82)**.
- Pulling the index down: **MWG (-0.11)**, **DGC (-0.06)**, **NVL (-0.02)**, **HPX (-0.02)**, **POM (-0.02)**.
- The matched trade value of VN-Index reached VND **17,005** billion, increased **12.59%** compared to the previous session. The total transaction value reached VND 24,033 billion.
- The trading range is 18.89 points. The market had **317** gainers, 85 remaining unchanged, **143** losers.
- Foreign investors' net selling value: VND **-728.83** billion on HOSE, including **VHM (VND -247.32 billion)**, **MSN (VND -84.73 billion)**, **HSG (VND -61.45 billion)**, **PDR (VND -60.84 billion)**, **VNM (VND -49.88 billion)**. Foreign investors were net buyers on HNX with the value of VND **12.76** billion.

BSC30, BSC50 PERFORMANCE

- BSC30 **+1.43%**. Positive stocks: **CTG (+6.53%)**, **TCB (+5.10%)**, **MBB (+3.79%)**.
- BSC50 **+1.36%**. Positive stocks: **BMP (+6.93%)**, **SHS (+3.48%)**, **VIB (+3.06%)**.

Indices' performances

	BSC30	BSC50	VN Index	VN30 Index
1 day	1.43%	1.36%	1.46%	1.73%
1 week	-0.11%	-0.99%	0.25%	0.40%
1 months	-2.37%	-3.03%	-2.26%	-3.02%
3 months	13.39%	13.39%	8.68%	9.42%

Overview of Vietnam stock market

	VNI	HNX	UPCOM
Closed	1,276.60	241.34	91.21
% 1D	1.46%	0.95%	0.32%
TV (bil VND)	17,005	1,578	631
%1D	12.59%	-5.08%	39.67%
Foreign (bil VND)	-728.83	12.76	-12.92

Foreign transactions (Bil. VND)

Top buy	Value	Top sell	Value
SBT	64.13	VHM	-247.32
ASM	40.36	MSN	-84.73
SCS	40.09	HSG	-61.45
HPG	27.21	PDR	-60.84
HCM	26.91	VNM	-49.88

Overview of global stock markets

		%D	%W
SPX	5,199	0.74%	1.01%
FTSE100	8,022	1.24%	1.41%
Eurostoxx	4,420	1.17%	1.08%
Shanghai	3,019	-0.49%	-1.62%
Nikkei	39,567	0.31%	1.43%

Source: Bloomberg

Commodities

	Close	%
Brent	90	0.28%
Gold	2,405	2.13%

Exchange rate

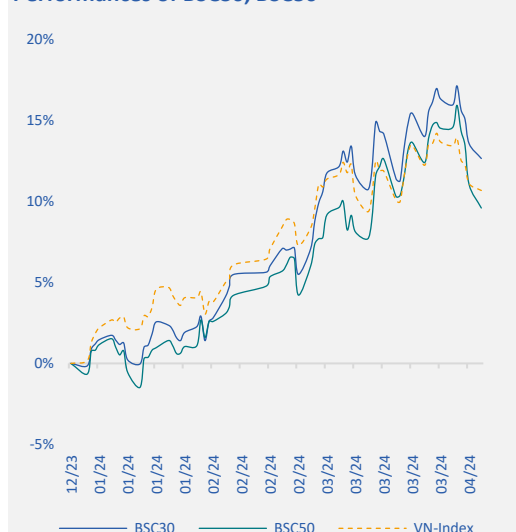
		%
USD/VND	25,170	0.00%
EUR/VND	27,553	-0.23%
JPY/VND	167	0.00%

Interest rates

		%
10Y-Gov bond rate	2.81%	0.03%
1M-interbank rate	3.71%	

Source: BSC Research

Performances of BSC30, BSC50



Source: BSC Research

Contents

Market outlook	Page 1
Market statistics	Page 2
BSC30	Page 3
BSC50	Page 4
Disclaimer	Page 5

MARKET STATISTICS

Top 5 leaders on the HSX

	Close	%	Index pt	Volume (mil)
CTG	33.70	6.53%	3.03	23.92
TCB	45.10	5.10%	2.05	14.34
MBB	23.75	3.79%	1.19	29.69
VJC	101.00	5.94%	0.83	1.51
LPB	18.30	6.83%	0.82	15.14

Top 5 leaders on the HNX

	Close	%	Index pt	Volume (mil)
SHS	20.10	3.48%	2.28	29.05
HUT	18.30	2.73%	1.77	2.75
IDC	57.50	1.57%	1.17	1.50
MBS	29.00	2.07%	1.04	3.54
SEB	45.10	9.76%	0.60	0.00

Top 5 gainers on the HSX

	Close	%	Index pt	Volume (mil)
TDM	45.00	7.00%	0.09	2.17
APC	7.31	6.98%	0.00	0.04
BMP	112.50	6.93%	0.16	0.77
DXV	5.68	6.87%	0.00	0.34
LPB	18.30	6.83%	0.82	15.14

Top 5 gainers on the HNX

	Close	%	Index pt	Volume (mil)
SMT	5.10	9.80%	0.01	0.15
SEB	45.10	9.76%	0.60	0.00
PIA	26.20	9.54%	0.04	0.00
THS	9.90	9.09%	0.01	0.00
TKU	12.50	8.00%	0.20	0.00

Top 5 laggards on the HSX

	Close	%	Index pt	Volume (mil)
MWG	52.30	-0.57%	-0.11	7.12
DGC	119.90	-0.58%	-0.06	1.07
NVL	17.75	-0.28%	-0.02	29.04
HPX	7.07	-4.53%	-0.02	10.64
POM	3.75	-6.93%	-0.02	1.21

Top 5 laggards on the HNX

	Close	%	Index pt	Volume (mil)
TAR	7.60	-9.21%	-0.19	1.69
VNR	24.30	-1.23%	-0.19	0.02
CDN	27.50	-1.82%	-0.19	0.01
CLM	77.90	-3.21%	-0.10	0.00
CAN	45.00	-9.78%	-0.08	0.00

Top 5 losers on the HSX

	Close	%	Index pt	Volume (mil)
PSH	5.45	-6.97%	-0.01	0.70
POM	3.75	-6.93%	-0.02	1.21
SCD	13.00	-6.92%	0.00	0.01
PMG	8.99	-6.56%	-0.01	0.00
QBS	1.41	-6.38%	0.00	1.65

Top 5 losers on the HNX

	Close	%	Index pt	Volume (mil)
HMR	25.30	-9.88%	-0.05	0.09
CAN	45.00	-9.78%	-0.08	0.00
TAR	7.60	-9.21%	-0.19	1.69
VGP	28.70	-9.06%	-0.07	0.23
VCM	13.30	-9.02%	-0.01	0.00

Figure 1
HSX-Index Intraday

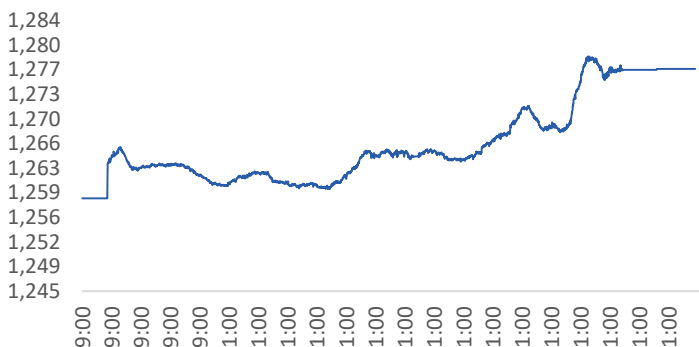


Figure 2
HNX-Index Intraday

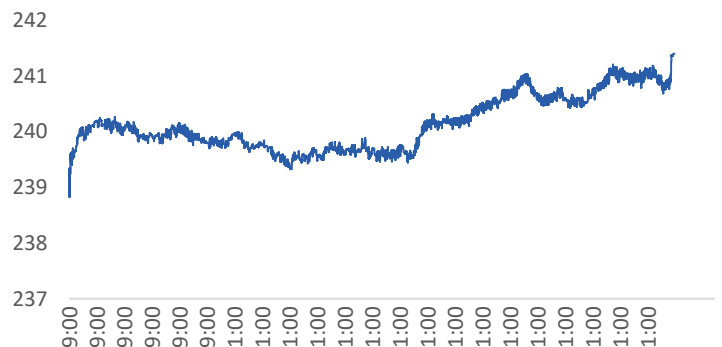


Figure 3
Proprietary trading

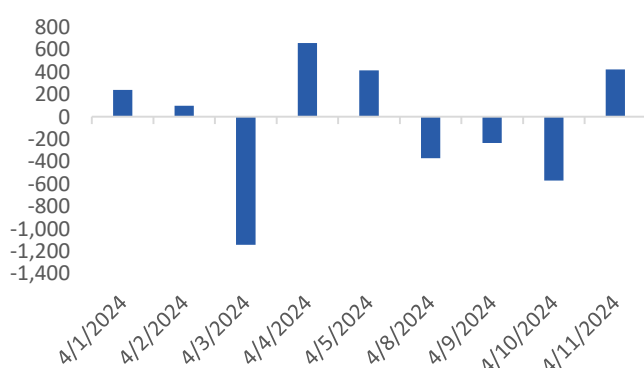
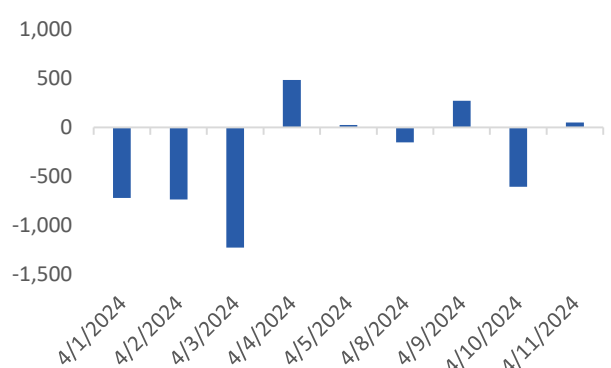


Figure 4
Foreign transactions



BSC30 PORTFOLIO

Stocks	Sector	Close (1,000 VND)	% Day	Beta	MC (Mil USD)	Liquidity (Mil USD)	EPS fw (VND)	P/E fw	TP (VND)	Foreign ownership	Link
VCB	Bank	94.6	0.60%	0.7	21,204	3.2	5,910	16.0	105,000	23.5%	Link
BID	Bank	53.4	0.80%	1.0	12,208	7.2	3,772	14.2	54,578	17.3%	Link
VPB	Bank	19.7	1.80%	1.0	6,268	14.0	1,257	15.7	23,685	27.8%	Link
TCB	Bank	47.4	5.10%	1.2	6,696	25.6	5,111	9.3	-	22.5%	Link
MBB	Bank	24.6	3.80%	1.1	5,227	23.6	3,966	6.2	24,400	23.2%	Link
STB	Bank	29.1	0.90%	1.0	2,200	18.0	4,094	7.1	31,200	22.5%	Link
CTG	Bank	35.9	6.50%	1.1	7,731	34.2	3,706	9.7	19,100	27.1%	Link
ACB	Bank	28.0	3.10%	0.8	4,362	11.0	4,131	6.8	42,500	30.0%	Link
SSI	Securities	37.6	1.10%	1.2	2,258	29.4	1,529	24.6	45,900	43.2%	Link
IDC	IP	58.4	1.60%	1.0	773	3.4	4,223	13.8	-	17.6%	Link
HPG	Material	30.0	0.20%	1.3	6,984	16.7	1,176	25.5	23,300	24.5%	Link
HSG	Material	22.9	0.00%	1.6	566	6.9	1,321	17.3	79,900	22.1%	Link
VHM	Real estate	44.5	0.80%	1.2	7,771	30.0	7,664	5.8	38,900	20.7%	Link
KDH	Real estate	36.4	0.60%	1.3	1,168	3.3	895	40.7	44,100	38.0%	Link
NLG	Real estate	42.8	1.10%	1.2	660	3.7	1,257	34.0	46,100	42.9%	Link
DGC	Chemicals	119.2	-0.60%	1.6	1,816	5.1	8,163	14.6	85,000	18.9%	Link
DCM	Fertilizer	33.6	0.40%	1.4	712	2.2	2,095	16.0	41,000	10.9%	Link
GAS	O&G	79.7	1.10%	0.7	7,341	1.2	5,053	15.8	36,000	2.6%	Link
PVS	O&G	43.0	0.70%	0.7	824	7.8	2,148	20.0	110,500	20.8%	Link
PVD	O&G	32.8	2.70%	1.2	731	4.4	1,052	31.2	45,000	23.3%	Link
POW	Utilities	11.2	0.40%	0.8	1,057	2.4	443	25.4	38,500	4.0%	Link
VHC	Fishery	74.6	1.50%	1.1	672	1.0	4,914	15.2	29,000	32.0%	Link
GMD	Logistics	81.7	3.00%	1.1	1,017	8.8	7,357	11.1	14,500	48.2%	Link
VNM	Retail	66.7	0.20%	0.7	5,590	6.7	4,246	15.7	81,700	51.1%	Link
MSN	Retail	71.9	0.10%	1.5	4,126	10.3	293	245.7	27,700	28.2%	Link
MWG	Retail	52.0	-0.60%	1.5	3,049	13.9	115	453.5	63,800	44.5%	Link
PNJ	Retail	103.1	3.10%	0.7	1,383	8.2	6,010	17.2	83,500	49.0%	Link
DGW	Retail	63.6	1.30%	1.7	426	2.4	2,121	30.0	90,900	23.4%	Link
FPT	Technology	115.5	0.50%	0.8	5,883	6.3	5,091	22.7	57,000	49.0%	Link
CTR	Technology	125.3	2.00%	1.0	575	0.8	4,510	27.8	108,000	10.1%	Link

The BSC30 portfolio includes 30 companies with the largest market capitalization with the largest liquidity on all three Ho Chi Minh Stock Exchange (HOSE), Hanoi Stock Exchange (HNX), and Ho Chi Minh Stock Exchange Decentralized (Upcom). The companies in the BSC30 represent many important economic sectors, including banking, securities, consumer goods, retail, technology, manufacturing, logistics, electricity, and real estate. The stocks in BSC 30 are evaluated and selected by BSC experts based on the criteria of stable business operation, strong finance, effective management, and good competition in the market. Investing in stocks in the BSC30 portfolio is considered a reliable choice for investors who want to invest in Vietnam's stock market. The BSC30 portfolio will be published quarterly by BSC.

BSC50 PORTFOLIO

Stocks	Sectors	Close (1,000 VND)	% Day	Beta	MC (Mil USD)	Liquidity (Mil USD)	EPS fw (VND)	P/E fw	P/B	Foreign ownership	ROE (%)
HDB	Bank	24.3	1.20%	0.8	2,838	8.3	3,482	7.0	1.6	19.6%	25.4%
VIB	Bank	23.6	3.10%	1.3	2,401	8.6	3,376	7.0	1.6	20.5%	24.3%
TPB	Bank	18.7	1.90%	1.1	1,651	8.2	2,027	9.2	1.3	28.8%	13.7%
MSB	Bank	14.6	2.10%	1.3	1,175	3.5	2,322	6.3	0.9	30.0%	16.0%
EIB	Bank	18.2	0.00%	1.0	1,267	3.3	1,244	14.6	1.4	1.8%	10.1%
HCM	Securities	29.5	2.40%	1.4	833	9.8	1,475	20.0	1.6	41.0%	8.3%
VCI	Securities	52.1	2.20%	1.8	914	10.2	1,124	46.3	3.1	21.2%	7.1%
VND	Securities	22.0	0.70%	1.6	1,072	9.8	1,662	13.2	1.6	18.5%	13.1%
BID	Bank	53.4	0.80%	1.0	12,208	7.2	3,772	14.2	2.6	17.3%	20.3%
SHS	Securities	20.8	3.50%	1.6	678	24.2	688	30.2	1.6	13.2%	5.7%
LCG	Construction	13.2	1.90%	1.6	100	1.9	546	24.1	1.0	2.1%	4.6%
HUT	Construction	18.8	2.70%	1.6	673	1.5	53	355.5	1.5	1.6%	0.7%
CTD	Construction	70.9	1.90%	0.8	284	3.1	1,894	37.4	0.8	44.3%	2.3%
HHV	Construction	15.1	0.70%	1.3	249	3.0	782	19.3	0.7	6.7%	4.2%
C4G	Construction	11.0	0.90%	1.5	-	0.3	365	30.2	1.1	0.0%	4.9%
DIG	IP	33.6	1.80%	1.7	822	31.5	195	172.6	2.6	5.2%	2.1%
CEO	IP	22.5	0.90%	1.0	464	5.7	293	76.8	1.9	5.6%	2.4%
KBC	IP	33.4	0.60%	1.5	1,028	6.1	2,646	12.6	1.3	20.8%	11.7%
VGC	IP	56.7	1.20%	1.3	1,020	0.9	2,717	20.9	2.7	5.3%	12.5%
SZC	IP	41.2	1.70%	1.4	297	1.3	1,824	22.6	2.8	3.2%	13.4%
SIP	IP	82.2	1.40%	1.6	599	0.3	5,098	16.1	3.7	0.3%	26.9%
PHR	IP	60.0	1.90%	1.1	326	0.9	4,574	13.1	2.1	15.8%	18.3%
GVR	IP	32.0	0.30%	1.6	5,133	3.8	656	48.8	2.3	0.3%	6.2%
NKG	Material	25.8	0.40%	1.6	273	6.8	446	58.0	1.3	16.0%	2.3%
BMP	Chemicals	120.3	6.90%	0.5	395	3.7	12,717	9.5	3.7	85.9%	39.1%
IJC	Real estate	14.7	0.70%	1.7	223	0.9	1,477	10.0	1.0	5.9%	10.3%
DXG	Real estate	19.8	2.90%	1.8	572	8.0	239	83.0	1.0	20.0%	1.1%
VRE	Real estate	24.2	1.00%	1.2	2,201	3.4	1,940	12.4	1.5	28.7%	12.4%
PDR	Real estate	32.0	1.10%	1.8	947	11.7	926	34.5	2.5	7.4%	7.2%
CSV	Chemicals	62.9	0.60%	1.4	112	1.2	4,732	13.3	1.9	3.7%	16.1%
DHC	Chemicals	42.1	1.20%	1.0	136	0.3	3,843	11.0	1.8	35.8%	17.2%
PLX	O&G	36.8	1.50%	1.0	1,878	0.7	2,230	16.5	1.6	17.1%	10.7%
PLC	O&G	31.9	-0.30%	1.4	103	0.2	1,261	25.3	2.0	1.2%	8.4%
BSR	O&G	19.7	0.00%	1.2	-	3.7	2,790	7.1	1.1	0.8%	15.6%
DRC	Tyre	30.8	1.10%	0.8	147	0.7	2,074	14.9	2.0	13.6%	13.2%
PC1	Utilities	28.0	0.40%	1.3	349	2.2	450	62.2	1.2	8.5%	4.1%
HDG	Utilities	28.6	0.40%	1.3	351	1.3	2,175	13.1	1.2	22.8%	12.9%
GEX	Utilities	23.2	0.60%	1.9	794	11.2	388	59.9	0.9	12.6%	4.1%
QTP	Utilities	15.7	1.30%	0.6	-	0.1	1,360	11.5	1.3	1.2%	10.8%
REE	Utilities	62.8	-0.20%	0.9	1,029	1.6	5,354	11.7	1.2	49.0%	13.9%
ANV	Fishery	32.3	1.70%	1.3	172	1.1	294	109.7	1.5	3.0%	1.5%
PTB	Fishery	65.2	1.60%	0.8	175	0.8	3,851	16.9	1.6	20.9%	10.6%
PVT	Logistics	25.8	1.60%	0.9	368	1.4	3,005	8.6	0.9	12.3%	14.3%
VSC	Logistics	22.1	2.60%	1.4	236	2.0	927	23.8	0.9	1.5%	6.2%
HAH	Logistics	41.6	1.60%	1.4	176	1.9	3,648	11.4	1.4	3.9%	12.1%
VTP	Logistics	77.0	-0.60%	1.2	376	2.8	3,119	24.7	5.9	7.3%	25.6%
DBC	Retail	30.9	-0.30%	1.4	300	6.5	103	299.0	1.6	4.5%	0.5%
FRT	Retail	144.9	-0.20%	0.7	792	1.1	(2,537)	-57.1	11.5	36.2%	11.8%
QNS	Retail	50.0	0.40%	0.6	-	3.0	6,117	8.2	2.1	15.5%	27.3%
DPM	Fertilizer	34.7	0.70%	1.3	545	2.5	1,327	26.1	1.2	10.0%	4.2%
TNG	Textile	22.3	1.80%	1.0	102	1.2	1,917	11.6	1.4	20.5%	12.5%

The BSC50 portfolio includes 50 companies selected based on liquidity criteria among the 100 best liquid stocks on all three exchanges. These stocks have a higher beta than BSC30, but are still among the top companies in Banking, Securities, Insurance, Construction, Real Estate, Materials, Logistic, O&G, F&B, Retail, Industrial Production, and Utilities (Electricity, Water), etc. BSC 50 is evaluated quarterly by BSC experts to ensure that the stocks still meet the given criteria. The BSC50 listing is suitable for bull market periods and has potential for investors looking for short-term trading opportunities.

DISCLAIMER

The information, statements, forecasts and projections contained herein, including any expression of opinion, are based upon sources believed to be reliable but their accuracy completeness or correctness are not guaranteed. Expressions of opinion herein were arrived at after due and careful consideration and they were based upon the best information then known to us, and in our opinion are fair and reasonable in the circumstances prevailing at the time. Expressions of opinion contained herein are subject to change without notice. This document is not, and should not be construed as, an offer or the solicitation of an offer to buy or sell any securities. BSC and other companies in the BSC and/or their officers, directors and employees may have positions and may affect transactions in securities of companies mentioned herein and may also perform or seek to perform investment banking services for these companies. This document is for private circulation only and is not for publication in the press or elsewhere. BSC accepts no liability whatsoever for any direct or consequential loss arising from any use of this or its content. The use of any information, statements forecasts and projections contained herein shall be at the sole discretion and risk of the user. No part of this material may be (i) copied, photocopied or duplicated in any form by any mean or (ii) redistributed without the prior written consent of BIDV Securities Company (BSC).

BSC Research**Trần Thăng Long**

Head of BSC Research

longtt@bsc.com.vn**Macro & Market team****Bùi Nguyễn Khoa**

Leader of Macro - Market team

khoabn@bsc.com.vn**Nguyễn Thùy Trang**

Macro - Market analyst

trangnt1@bsc.com.vn**Nguyễn Giang Anh**

Macro - Market analyst

anhng@bsc.com.vn**Vũ Việt Anh**

Macro - Market analyst

anhvv@bsc.com.vn**Phạm Thanh Thảo**

Macro - Market analyst

thaopt1@bsc.com.vn**Contact Info****Website**<http://www.bsc.com.vn>**Ho Chi Minh City Office**

4th, 9th Floor, President Place Tower, 93 Nguyen Cong Tru Street, I District, Ho Chi Minh City, Vietnam.

Tel: (008424) 3821 8885

Fax: (008424) 3821 8879

BSC Headquarters

8th, 9th floor, ThaiHoldings Tower, 210 Tran Quang Khai street, Hanoi, Vietnam

Tel: (008424) 3935 2722

Fax: (008424) 2220 0669

For BSC Research**BSC Research**hn.ptnc@bsc.com.vn

(+84) 39352722 - Ext 108

For Institutional Clients**Investment Consulting and Brokerage**hn.tvdt.khtc@bsc.com.vn

(008424) 39264 659

For Individual Clients**i-Center**i-center@bsc.com.vn

(024) 39264 660