

MARKET TREND FORECAST

	Negative	Neutral	Positive
Day 26/6/2024		●	
Week 24/6-28/6/2024		●	
Month 06/2024		●	

STOCK MARKET

The market traded in the range of 1,250 - 1,260 all day today before closing at 1,256.56 points, a slight increase of 2 points compared to yesterday's session. Market breadth tilted to the positive side with 12/18 sectors increasing, of which the Tourism and Entertainment led the increase, followed by Chemicals, Real Estate,... Regarding foreign investors, today they net sold more than 700 billion VND on the HSX. The decreasing momentum slowed down. However, today's session liquidity was very low, showing that market sentiment was cautious. Investors should trade carefully in the coming sessions because VN-Index may continue to decrease to the 1,235 - 1,240 range.

FUTURES CONTRACTS

Futures contracts decreased according to the movement of VN30, except for VN30F2412.

COVERED WARRANTS

During the trading session on 25/06/2024, warrants fluctuated according to the correction of the underlying stocks.

BSC30, BSC50 PERFORMANCE

- VN-Index **+2.44** points, closing at **1256.56** points. HNX-Index **+0.45** points, closing at **240.19** points.
- Pulling the index up: **VRE (+0.81)**, **HVN (+0.74)**, **GVR (+0.61)**, **VHM (+0.38)**, **VPB (+0.30)**.
- Pulling the index down: **BID (-1.11)**, **SSB (-0.84)**, **FPT (-0.75)**, **SAB (-0.28)**, **CMG (-0.12)**.
- The matched trade value of VN-Index reached VND **15,135** billion, decreased **-46.31%** compared to the previous session. The total transaction value reached VND 21,515 billion.
- The trading range is 9.82 points. The market had **238** gainers, 81 remaining unchanged, **16** losers.
- Foreign investors' net selling value: VND **-707.07** billion on HOSE, including **FUEVFNVD (VND -565.69 billion)**, **FPT (VND -264.91 billion)**, **MWG (VND -128.79 billion)**, **HPG (VND -43.93 billion)**, **GAS (VND -38.81 billion)**. Foreign investors were net buyers on HNX with the value of VND **46.71** billion.

BSC30, BSC50 PERFORMANCE

- BSC30 **+0.33%**. Positive stocks: **HSG (+4.17%)**, **NLG (+2.09%)**, **DCM (+1.40%)**.
- BSC50 **+1.04%**. Positive stocks: **HAH (+6.89%)**, **VRE (+6.77%)**, **VSC (+3.33%)**.

Indices' performances

	BSC30	BSC50	VN Index	VN30 Index
1 day	0.33%	1.04%	0.19%	-0.08%
1 week	-4.07%	-3.64%	-1.98%	-1.53%
1 months	0.78%	-1.68%	-0.38%	0.12%
3 months	1.36%	-0.93%	-0.20%	1.24%

Overview of Vietnam stock market

	VNI	HNX	UPCOM
Closed	1,256.56	240.19	98.83
% 1D	0.19%	0.19%	-0.23%
TV (bil VND)	15,135	881	1,236
%1D	-46.31%	-62.04%	-46.82%
Foreign (bil VND)	-707.07	46.71	-6.23

Foreign transactions (Bil. VND)

Top buy	Value	Top sell	Value
VCI	86.30	FUEVFNVD	-565.69
HAH	40.82	FPT	-264.91
MSN	36.95	MWG	-128.79
HVN	35.35	HPG	-43.93
TCB	35.13	GAS	-38.81

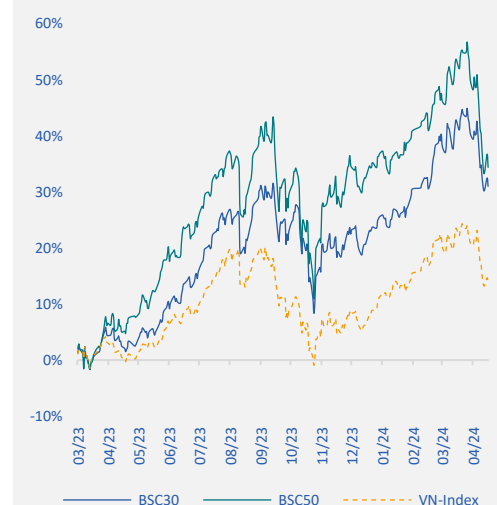
Overview of global stock markets

		%D	%W
SPX	5,448	-0.31%	0.30%
FTSE100	8,284	0.03%	1.13%
Eurostoxx	4,923	-0.61%	0.24%
Shanghai	2,950	-0.44%	-2.65%
Nikkei	39,206	0.95%	2.02%

Source: Bloomberg

	Close	%
Commodities		
Brent	85	-1.05%
Gold	2,338	0.33%
Exchange rate		
USD/VND	25,465	-0.04%
EUR/VND	28,061	0.35%
JPY/VND	163	
Interest rates		
10Y-Gov bond rate	2.80%	
1M-interbank rate	4.59%	

Source: BSC Research

Performances of BSC30, BSC50


Source: BSC Research

Contents

Market outlook	Page 1
Market statistics	Page 2
BSC30	Page 3
BSC50	Page 4
Disclaimer	Page 5

MARKET STATISTICS
Top 5 leaders on the HSX

	Close	%	Index pt	Volume (mil)
VRE	21.30	6.77%	0.81	2.27
HVN	34.00	3.98%	0.74	2.21
GVR	33.60	1.82%	0.61	4.00
VHM	37.80	0.93%	0.38	4.35
VPB	19.00	0.80%	0.30	7.93

Top 5 leaders on the HNX

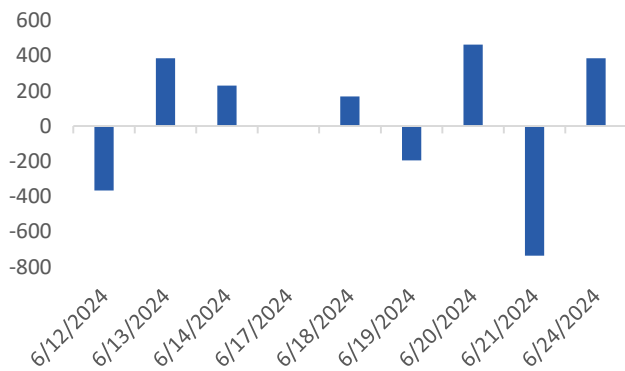
	Close	%	Index pt	Volume (mil)
NTP	58.50	3.36%	0.18	0.13
MBS	32.10	1.26%	0.13	0.44
PVS	41.70	0.72%	0.10	0.48
NVB	9.70	2.11%	0.08	0.56
BAB	12.20	0.83%	0.06	0.90

Top 5 gainers on the HSX

	Close	%	Index pt	Volume (mil)
APG	12.20	6.97%	0.05	0.06
HVH	8.20	6.95%	0.01	1.41
HAH	41.35	6.89%	0.09	6.66
LEC	5.68	6.87%	0.00	0.00
VRE	19.95	6.77%	0.80	25.46

Top 5 gainers on the HNX

	Close	%	Index pt	Volume (mil)
VE3	10.00	10.00%	0.01	0.00
ARM	8.10	9.88%	0.00	0.00
SDC	33.90	9.73%	0.04	0.00
CET	7.20	9.72%	0.01	0.00
THS	6.20	9.68%	0.01	0.01

Figure 1
Proprietary trading

Top 5 laggards on the HSX

	Close	%	Index pt	Volume (mil)
BID	44.20	-1.78%	-1.11	5.70
SSB	21.15	-6.42%	-0.84	2.50
FPT	130.00	-1.59%	-0.75	1.46
SAB	60.60	-1.46%	-0.28	1.28
CMG	63.70	-4.07%	-0.12	0.19

Top 5 laggards on the HNX

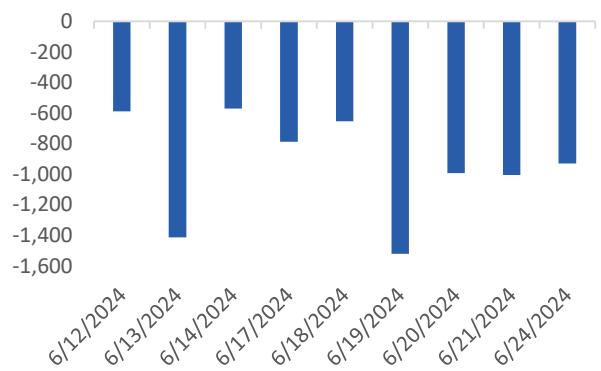
	Close	%	Index pt	Volume (mil)
DTK	14.60	-9.88%	-0.70	0.68
VIF	21.30	-2.29%	-0.12	0.35
DNP	19.60	-6.22%	-0.10	0.12
CDN	31.50	-4.55%	-0.10	0.10
PTI	33.30	-2.63%	-0.05	0.08

Top 5 losers on the HSX

	Close	%	Index pt	Volume (mil)
SMA	9.82	-6.82%	0.00	0.00
NVT	11.85	-6.75%	-0.02	0.10
SGT	16.35	-6.73%	-0.04	0.19
PDN	118.00	-6.69%	-0.07	0.00
SFC	22.35	-6.49%	0.00	0.01

Top 5 losers on the HNX

	Close	%	Index pt	Volume (mil)
TC6	11.00	-10.00%	-0.17	0.00
KHS	15.10	-9.93%	-0.06	0.00
SPC	10.10	-9.90%	-0.04	0.00
DTK	16.20	-9.88%	-3.67	0.06
ONE	8.10	-9.88%	-0.02	0.32

Figure 2
Foreign transactions


BSC30 PORTFOLIO

Stocks	Sector	Close (1,000 VND)	% Day	Beta	MC (Mil USD)	Liquidity (Mil USD)	EPS fw (VND)	P/E fw	TP (VND)	Foreign ownershi- p	Link
VCB	Bank	85.5	0.00%	0.6	18,795	5.3	5,838	14.6	105,000	23.5%	Link
BID	Bank	44.2	-1.80%	1.0	9,910	5.0	3,841	11.5	54,578	17.3%	Link
VPB	Bank	19.0	0.80%	1.0	5,929	14.6	1,397	13.6	23,685	28.0%	Link
TCB	Bank	24.0	0.20%	1.1	6,650	11.4	5,600	4.3	-	22.5%	Link
MBB	Bank	22.6	-0.20%	1.0	4,717	7.9	3,818	5.9	24,400	23.2%	Link
STB	Bank	29.6	0.30%	1.0	2,195	13.0	4,206	7.0	31,200	22.5%	Link
CTG	Bank	31.6	-0.20%	1.2	6,674	6.7	3,751	8.4	19,100	27.1%	Link
ACB	Bank	24.0	-0.20%	0.8	4,225	6.3	4,072	5.9	42,500	30.0%	Link
SSI	Securities	34.6	-0.10%	1.2	2,051	8.9	1,704	20.3	45,900	43.2%	Link
IDC	IP	61.3	-0.20%	1.2	796	2.2	5,880	10.4	-	17.6%	Link
HPG	Material	28.7	0.00%	1.2	7,220	18.8	1,601	17.9	23,300	24.5%	Link
HSG	Material	25.0	4.20%	1.7	606	21.1	1,423	17.6	79,900	22.1%	Link
VHM	Real estate	37.8	0.90%	1.1	6,474	9.4	5,074	7.5	38,900	22.4%	Link
KDH	Real estate	37.1	1.20%	1.4	1,166	2.7	726	51.1	44,100	38.0%	Link
NLG	Real estate	41.6	2.10%	1.5	630	3.4	1,040	40.0	46,100	42.9%	Link
DGC	Chemicals	124.7	0.10%	1.4	1,863	14.3	7,845	15.9	85,000	18.9%	Link
DCM	Fertilizer	36.2	1.40%	1.3	755	4.1	2,313	15.7	41,000	10.9%	Link
GAS	O&G	76.3	-0.30%	0.6	6,892	3.1	4,688	16.3	36,000	2.6%	Link
PVS	O&G	41.7	0.70%	1.0	784	5.1	1,992	20.9	110,500	20.8%	Link
PVD	O&G	29.9	1.00%	1.2	654	3.4	1,200	24.9	45,000	23.3%	Link
POW	Utilities	15.0	0.00%	0.8	1,382	5.4	350	42.9	38,500	4.0%	Link
VHC	Fishery	72.0	0.70%	1.2	636	1.8	3,774	19.1	29,000	32.2%	Link
GMD	Logistics	83.0	1.20%	0.9	1,014	3.6	8,430	9.8	14,500	48.2%	Link
VNM	Retail	65.5	0.00%	0.6	5,384	6.3	4,408	14.9	81,700	53.9%	Link
MSN	Retail	73.9	0.30%	1.3	4,398	15.3	215	343.2	27,700	28.2%	Link
MWG	Retail	62.0	0.00%	1.4	3,566	15.6	717	86.4	63,800	44.5%	Link
PNJ	Retail	96.5	-0.80%	1.0	1,270	1.7	5,860	16.5	83,500	49.0%	Link
DGW	Retail	61.1	0.50%	1.8	402	3.6	2,200	27.8	90,900	23.4%	Link
FPT	Technology	130.0	-1.60%	0.9	7,467	70.1	5,335	24.4	57,000	49.0%	Link
CTR	Technology	150.4	-0.40%	1.1	677	2.4	4,582	32.8	108,000	10.1%	Link

The BSC30 portfolio includes 30 companies with the largest market capitalization with the largest liquidity on all three Ho Chi Minh Stock Exchange (HOSE), Hanoi Stock Exchange (HNX), and Ho Chi Minh Stock Exchange Decentralized (Upcom). The companies in the BSC30 represent many important economic sectors, including banking, securities, consumer goods, retail, technology, manufacturing, logistics, electricity, and real estate. The stocks in BSC 30 are evaluated and selected by BSC experts based on the criteria of stable business operation, strong finance, effective management, and good competition in the market. Investing in stocks in the BSC30 portfolio is considered a reliable choice for investors who want to invest in Vietnam's stock market. The BSC30 portfolio will be published quarterly by BSC.

BSC50 PORTFOLIO

Stocks	Sectors	Close (1,000 VND)	% Day	Beta	MC (Mil USD)	Liquidity (Mil USD)	EPS fw (VND)	P/E fw	P/B	Foreign ownershi- p	ROE (%)
HDB	Bank	22.6	1.10%	0.9	2,589	9.0	3,809	5.9	1.4	19.6%	25.4%
VIB	Bank	21.3	0.00%	1.1	2,125	2.7	3,315	6.4	1.4	20.5%	24.3%
TPB	Bank	17.6	0.90%	1.2	1,520	2.9	2,050	8.6	1.1	29.8%	13.7%
MSB	Bank	14.2	0.70%	1.2	1,121	1.0	2,310	6.2	0.9	30.0%	16.0%
EIB	Bank	18.3	0.50%	1.0	1,253	2.7	1,147	16.0	1.4	1.8%	10.1%
HCM	Securities	26.8	1.10%	1.6	743	6.6	1,175	22.8	2.2	41.0%	8.3%
VCI	Securities	46.7	2.60%	1.7	812	7.9	1,409	33.1	2.5	21.7%	7.1%
VND	Securities	16.4	0.30%	1.5	982	6.4	2,057	8.0	1.2	22.6%	13.1%
BID	Bank	44.2	-1.80%	1.0	9,910	5.0	3,841	11.5	2.1	17.3%	20.3%
SHS	Securities	17.5	0.60%	1.7	560	5.0	1,076	16.3	1.3	13.2%	5.7%
LCG	Construction	11.3	0.90%	1.6	86	0.5	655	17.3	0.9	2.1%	4.6%
HUT	Construction	17.0	0.00%	1.4	597	0.8	73	232.7	1.5	1.6%	0.7%
CTD	Construction	72.6	-0.50%	1.2	285	3.2	2,709	26.8	0.9	44.3%	2.3%
HHV	Construction	12.6	0.80%	1.5	205	1.0	833	15.2	0.6	6.7%	4.2%
C4G	Construction	10.3	-1.00%	1.4	-	0.3	433	23.8	1.0	0.0%	4.9%
DIG	IP	26.8	0.80%	1.9	642	5.3	(38)	-696.8	2.2	5.2%	2.1%
CEO	IP	17.2	0.00%	1.3	348	2.3	312	55.2	1.5	5.6%	2.4%
KBC	IP	29.8	0.20%	1.6	900	2.2	1,262	23.6	1.3	20.8%	11.7%
VGC	IP	52.8	-0.60%	1.2	931	1.1	2,746	19.2	2.9	5.4%	12.5%
SZC	IP	39.8	-0.40%	1.1	282	2.4	1,515	26.3	2.4	3.2%	13.4%
SIP	IP	90.9	1.80%	1.3	650	0.9	5,701	15.9	4.3	0.3%	26.9%
PHR	IP	59.0	0.00%	1.1	314	0.3	3,448	17.1	2.1	15.8%	18.3%
GVR	IP	33.6	1.80%	1.5	5,286	3.1	628	53.5	2.6	0.3%	6.2%
NKG	Material	24.7	2.10%	1.6	256	5.6	1,222	20.2	1.2	16.0%	2.3%
BMP	Chemicals	104.7	-0.40%	1.0	337	0.8	11,594	9.0	3.0	85.9%	39.1%
IJC	Real estate	14.7	1.40%	1.5	218	0.9	865	17.0	1.2	5.9%	10.3%
DXG	Real estate	16.0	-0.30%	1.8	452	2.3	420	38.0	1.1	20.0%	1.1%
VRE	Real estate	21.3	6.80%	1.3	1,904	21.3	1,966	10.8	1.2	31.0%	12.4%
PDR	Real estate	24.2	0.00%	1.7	831	3.2	964	25.1	1.9	7.4%	7.2%
DIG	Real estate	26.8	0.80%	1.9	642	5.3	(38)	-696.8	2.2	5.2%	2.1%
DHC	Chemicals	40.6	0.50%	1.1	128	0.3	3,461	11.7	1.7	35.8%	17.2%
PLX	O&G	41.0	0.60%	0.9	2,049	1.4	2,570	16.0	1.9	17.1%	10.7%
PLC	O&G	26.8	-0.40%	1.5	85	0.2	1,112	24.1	1.6	1.2%	8.4%
BSR	O&G	22.8	-0.90%	1.1	-	10.3	2,588	8.8	1.2	0.8%	15.6%
DRC	Tyre	35.0	0.10%	0.8	164	0.8	2,286	15.3	2.2	13.6%	13.2%
PC1	Utilities	28.4	0.50%	1.4	347	5.5	651	43.6	1.7	8.5%	4.1%
HDG	Utilities	28.3	2.90%	1.3	340	4.1	2,061	13.7	1.4	22.8%	12.9%
GEX	Utilities	22.4	1.80%	1.8	750	6.4	625	35.9	1.5	12.6%	4.1%
QTP	Utilities	16.8	-1.80%	0.5	-	0.4	1,549	10.8	1.4	1.2%	10.8%
REE	Utilities	64.1	0.80%	1.0	1,185	1.9	4,706	13.6	1.5	49.0%	13.9%
ANV	Fishery	32.6	2.70%	1.4	171	1.3	(252)	-129.3	1.5	3.0%	1.5%
PTB	Fishery	72.2	-1.20%	0.7	190	0.4	4,765	15.2	1.8	20.9%	10.6%
PVT	Logistics	29.1	2.50%	0.9	408	3.6	3,150	9.2	1.3	12.3%	14.3%
VSC	Logistics	21.8	3.30%	1.4	228	5.7	532	40.8	2.0	2.5%	6.2%
HAH	Logistics	44.2	6.90%	1.3	211	11.6	3,081	14.3	1.7	3.9%	12.1%
VTP	Logistics	85.9	-3.50%	1.4	412	6.9	2,980	28.8	6.4	9.4%	25.6%
DBC	Retail	34.7	-0.40%	1.7	330	7.8	1,729	20.1	1.8	4.5%	0.5%
FRT	Retail	176.0	0.00%	0.7	943	3.6	(2,215)	-79.5	14.2	36.2%	11.8%
QNS	Retail	48.8	0.60%	0.6	-	0.4	6,737	7.2	2.0	15.5%	27.3%
PVT	O&G	29.1	2.50%	0.9	408	3.6	3,150	9.2	1.3	12.3%	14.3%
TNG	Textile	25.4	2.40%	1.2	113	1.7	1,981	12.8	1.6	18.6%	12.5%

The BSC50 portfolio includes 50 companies selected based on liquidity criteria among the 100 best liquid stocks on all three exchanges. These stocks have a higher beta than BSC30, but are still among the top companies in Banking, Securities, Insurance, Construction, Real Estate, Materials, Logisitic, O&G, F&B, Retail, Industrial Production, and Utilities (Electricity, Water), etc. BSC 50 is evaluated quarterly by BSC experts to ensure that the stocks still meet the given criteria. The BSC50 listing is suitable for bull market periods and has potential for investors looking for short-term trading opportunities.

DISCLAIMER

The information, statements, forecasts and projections contained herein, including any expression of opinion, are based upon sources believed to be reliable but their accuracy completeness or correctness are not guaranteed. Expressions of opinion herein were arrived at after due and careful consideration and they were based upon the best information then known to us, and in our opinion are fair and reasonable in the circumstances prevailing at the time. Expressions of opinion contained herein are subject to change without notice. This document is not, and should not be construed as, an offer or the solicitation of an offer to buy or sell any securities. BSC and other companies in the BSC and/or their officers, directors and employees may have positions and may affect transactions in securities of companies mentioned herein and may also perform or seek to perform investment banking services for these companies. This document is for private circulation only and is not for publication in the press or elsewhere. BSC accepts no liability whatsoever for any direct or consequential loss arising from any use of this or its content. The use of any information, statements forecasts and projections contained herein shall be at the sole discretion and risk of the user. No part of this material may be (i) copied, photocopied or duplicated in any form by any mean or (ii) redistributed without the prior written consent of BIDV Securities Company (BSC).

BSC Research**Trần Thăng Long***Head of BSC Research*longtt@bsc.com.vn**Macro & Market team****Bùi Nguyên Khoa***Leader of Macro - Market team*khoabn@bsc.com.vn**Trần Thanh Tùng***Macro - Market analyst*tungtt@bsc.com.vn**Nguyễn Giang Anh***Macro - Market analyst*anhng@bsc.com.vn**Vũ Việt Anh***Macro - Market analyst*anhvv@bsc.com.vn**Phạm Thanh Thảo***Macro - Market analyst*thaopt1@bsc.com.vn**Contact Info****Website**<http://www.bsc.com.vn>**Ho Chi Minh City Office**

4th, 9th Floor, President Place Tower, 93 Nguyen Cong Tru Street, I District, Ho Chi Minh City, Vietnam.

Tel: (028) 3821 8885

Fax: (028) 3821 8879

BSC Headquarters

8th, 9th floor, ThaiHoldings Tower, 210 Tran Quang Khai street, Hanoi, Vietnam

Tel: (024) 3935 2722

Fax: (024) 2220 0669

For BSC Research**BSC Research Department**

hn.ptnc@bsc.com.vn

(+84) 39352722 - Ext 108

For Institutional Clients**Investment Consulting and Brokerage**

hn.tvdt.khtc@bsc.com.vn

(024) 39264 659

For Individual Clients**i-Center**

i-center@bsc.com.vn

(024) 39264 660